





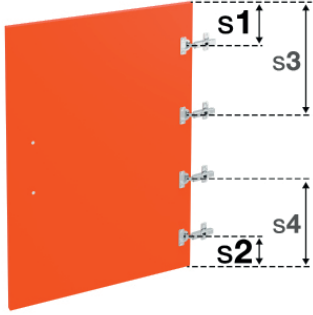







		1	2	3	4	5	6	7				8
Pos	Front-Model	Decor (Colour)	Type -Right Door (RT) -Left Door (LT) -Drawer Front (BL) -Fitting Front (PB) -Top Flap (KO) -Bottom Flap (KU)	Height in mm	Width in mm	Qty	Hinge drilling Ø 35 mm Measures in mm				Front with Glass? GF1 GF2 GF3 GF6 Glass type ?	
							<small>(T) Top edge of door to centre of hinge hole (B) Bottom edge of door to centre of h. hole</small>					
							S1 (T)	S2 (B)	S3 (T)	S4 (B)		
e.g.	Milano M20	V. dunkel F-W213	RT	595	545	1	77	77	---	---	-----	
1												
2												
3												
4												
5												
6												
7												
8												
9												
10												
11												
12												
13												
14												
15												
16												
17												
18												
19												
20												
21												
22												
23												
24												
25												

First Name: _____	Last Name: _____	Email: _____
Street Name & Number: _____		Telephone - Number: _____
Post Code: _____	City: _____	

1	<p>Front model: Please enter the model name here, e.g. Berlin M12 or just M12.</p>
2	<p>Décor (colour): Please enter the colour name here, e.g. walnut white F318 or at least F318.</p>
3	<p>Type: Please enter the type of front here, e.g. RT for right-hand door or BL for drawer front.</p> <div style="display: flex; justify-content: space-around; align-items: flex-end;"> <div style="text-align: center;">  <p>Left Hand Door (LT)</p> </div> <div style="text-align: center;">  <p>Right Hand Door (RT)</p> </div> <div style="text-align: center;">  <p>Drawer Front (BL)</p> </div> <div style="text-align: center;">  <p>Fitting Front (PB)</p> </div> <div style="text-align: center;">  <p>Top Flap (KO)</p> </div> </div>
4 & 5	<p>Height x Width: Height x Width: Please enter the height and width of the front in mm.</p> <p>It is best to measure from the inside/back of the front, as the fronts are usually plain and straight.</p> <p style="text-align: center;">e.g. Here, the Left Hand Door</p> <div style="text-align: right;">  </div>
6	<p>Quantity: Please enter the required number of fronts or panels here.</p>
7	<p>Drill/ Hinge holes: (Optional if you also want the cup/ hinge holes). As a rule, a front has 2 hinge holes, but some large fronts may have 3 to 4 holes.</p> <p>The distances are always measured to the centre of the hinge hole. The diameter of the hinge hole is always 35 mm.</p> <p>S1 (T) = upper edge of door to centre of hinge hole S2 (B) = lower edge of door to centre of hinge hole S3 (T) = upper edge of door to centre of hinge hole S4 (B) = lower edge of door to centre of hinge hole</p> <div style="text-align: right;">  </div>
8	<p>Front with glass: (Optional if you would like to have a glass rebate front with glass infill). Here please enter the designation of the glass rebate (GF1, GF2, GF3, GF6 or GFL) and of the glass pane (float white, satinato, leaded glass etc..).</p> <div style="display: flex; justify-content: space-around; align-items: center;"> <div style="text-align: center;">  <p>GF1</p> </div> <div style="text-align: center;">  <p>GF2</p> </div> <div style="text-align: center;">  <p>GF3</p> </div> <div style="text-align: center;">  <p>GF6</p> </div> <div style="text-align: center;">  <p>GFL</p> </div> </div>